

## Tunable, narrow bandwidth mid-IR laser sources for compact trace gas analysis systems with ppb sensitivity

Håkan Karlsson & Sauli Sinisalo

The ultimate instrumentation for trace gas analysis and detection in air quality monitoring as well as industrial process control would be one that can simultaneously provide a sensitive, selective, and fast, multi-gas measurement with wide dynamic range all in a compact and robust system. One of the few such promising technologies that can deliver these requirements is laser based photoacoustic spectroscopy (PAS). In this white paper the PAS technique is presented using the Cobolt Odin™ tunable mid-IR laser.

In PAS, the rotational and vibrational states of molecules are excited with infrared light pulses and the absorbed energy translates into kinetic energy pulses, which form an acoustic wave that can be detected with a microphone (1). Due to the nature of the direct absorption detection method of the photoacoustic effect, the instrument does not require long absorption path lengths and the background drift is virtually zero. This comes from the fact, that when no target molecules are present, no signal is detected (1, 2). The photoacoustic effect was already discovered by Alexander Graham Bell in 1880, but the sensitivity of the method was quite limited by the insensitive microphone technology until the late 20th Century. Now with the current state-of-the-art MEMS fabricated cantilever microphones with optical laser readout it has been possible to achieve orders of magnitude enhancement in the sensitivity and the dynamic range compared to with condenser microphones (2,3). Additionally, the silicon cantilever withstands relatively high flow rates and external stress without stretching or breaking.

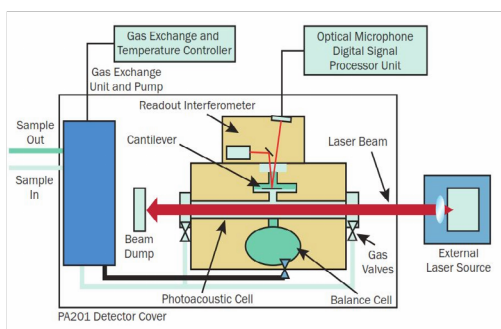


Figure 1. Schematics of a modern cantilever enhanced photoacoustic (CE-PAS) detector

Thanks to recent development in technologies for mid-IR light sources it is now possible to run cantilever enhanced (CE)-PAS instruments with monochromatic and tunable wavelengths, broad spectral selectivity and high output powers. The joint use of these technologies bring a new level in sensitivity and selectivity with below ppb (parts-per-billion) sensitivity (4). There are a number of laser technologies now available on the market capable of providing spectrally flexible narrow-band emission in the mid IR spectral range; Quantum Cascade

Lasers (QCLs), Inter-band Cascade Lasers (ICLs), DFB diode lasers and Optical Parametric Oscillators (OPOs).

In many aspects the OPO technology is the most ideal choice for driving CA-PAS instruments. OPO is a non-linear optical device that down-converts the wavelength from a pump laser into two longer wavelengths in an optical resonator.

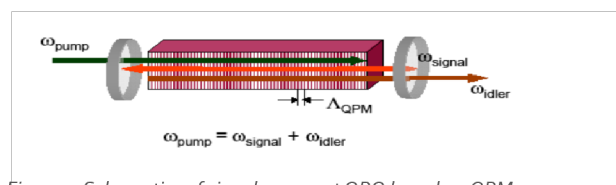


Figure 2. Schematics of signal-resonant OPO based on QPM nonlinear optical crystal

The emission wavelengths depend on the configuration of the non-linear optical crystal (NLO) and the accessible wavelength span is ultimately limited only by the transmission window of the NLO. This very broad spectral selectivity and tuning capability is a general advantage of OPOs over other mid-IR light sources. More specifically OPOs can provide high output powers and freely selectable wavelengths in the 2.8-3.6 μm range which is an especially important wavelength range for sensitive hydrocarbon detection as it encompasses some of the strongest fundamental molecular transitions of several pollutive or poisonous industrial chemicals such as BTX, C<sub>2</sub>H<sub>2</sub>, CH<sub>4</sub>, HCN, HCL, HF etc.

This wavelength region is not readily reachable with QCL's and the available power levels of DFBs and ICLs in this region are orders of magnitude lower than those of OPOs and not sufficient for extreme sensitivity. Moreover, the broad tuning capability of OPO compared to other mid-IR technologies allows for multi-gas detection of several components with common signal processing and chemometrics. The main draw-back of the OPO technology has traditionally been the bulkiness and complexity of available sources. However, recent advancements in OPO designs and laser packaging technology have enabled development of a new class of OPO devices of significantly smaller size.

The Cobolt Odin™ is based on a periodically poled NLO for ultimately wavelength flexible and efficient mid-IR emission. The OPO

is pumped with a high repetition-rate 1064 nm laser and resonant for the signal wavelength resulting in up to 100 mW output power in the idler wavelength. The OPM crystal can be engineered for emission anywhere between 2-5  $\mu\text{m}$  and tailored for narrow-band (1 nm standard, <0.2 nm custom) emission. The emission line can also be continuously tuned over >60 nm.

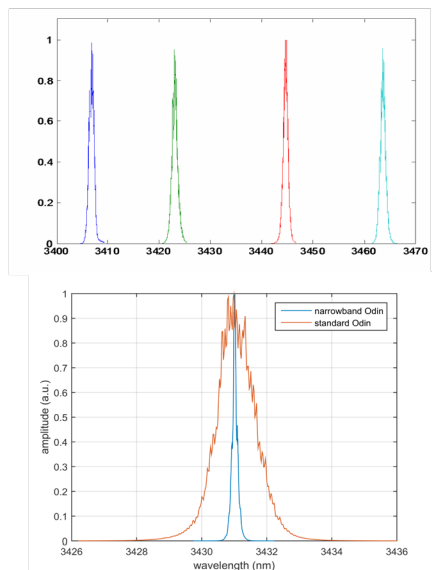


Figure 3. a) Continuous spectral tuning of the Cobolt Odin™ over 60 nm, b) typical linewidth

Both the pump laser and the OPO resonator is assembled into a single hermetically sealed package using the company's proprietary HTCure™ Technology for compact and robust laser assembly. The all-integrated laser head package measures only 125x70x45 mm and is insensitive to varying ambient conditions (e.g resistant to 60 G shocks and exposure to -20 C to +70 C cycling), bringing the OPO technology to a new scale of size, reliability and easy-of-use that enables integration into compact instrumentation for in-field trace gas detection.



Figure 4. Cobolt Odin™. Complete OPO system with all-integrated laser head and driver unit.




Figure 5. The OPO based CE-PAS measurement set-up. The Cobolt Odin™ coupled into Gasera's PA201 photo-acoustic

The numerous promising applications for the compact OPO/CE-PAS technology include for instance the environmental monitoring of methane ( $\text{CH}_4$ ), ethanol monitoring for automotive evaporative measurement and the multi-component analysis of BTX for industrial emissions monitoring and process control. In these applications the OPO/CE-PAS technology has a great potential to overcome the limitations in sensitivity and selectivity of the well-accepted conventional FTIR spectroscopy. Experimental demonstration of the OPO/CE-PAS capability were performed with two different OPO's with wavelength ranges of 3237–3296 nm (95 mW) and 3405–3463 nm (110 mW). These OPO's were coupled into one of Gasera's commercially available PA201 research photo-acoustic detector for laser sources.

In the first measurement setup (5), a collimated beam from the OPO was directed through the photoacoustic cell (path length of 95 mm) into an optical power meter. The pulsed emission from the OPO (repetition rate 10 kHz, pulse width 4 ns, pulse energy 5  $\mu\text{J}$  and linewidth 1.3 nm) was modulated with a mechanical tuning fork chopper operating at a frequency of 135 Hz. The sample gas contained 10 ppm of  $\text{CH}_4$  in nitrogen at 953 mbar in the photoacoustic cell. The sample gas spectrum was collected with steps of 0.1 nm with integration time of 1 s per step. The resulting spectrum was compared to simulated HITRAN spectrum and a detection limit was measured to be 3.3 ppb (2x rms, 1s channel integration time CIT).

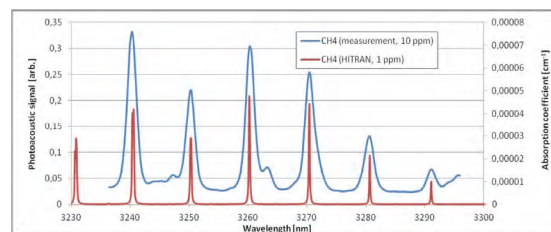


Figure 6. 10 ppm of  $\text{CH}_4$  measured with OPO/CE-OPO/CE-PAS, with 3.3 ppb DL at 1 s integration time.

In the second demonstration (6), the same OPO was used to measure benzene, toluene and 3 xylene isomers (namely, o-, p- and m-xylenes). The samples were produced by evaporating anhydrous liquid samples, with known rate, into 1200 mL/min flow of nitrogen (purity 6.0) and capturing a sample into the photoacoustic cell from the sample gas flow. The measured spectra were analyzed with Science Based Method, as described in reference (6) resulting in multi-compound detection limits (3x rms) for benzene 4.3 ppb, toluene 7.4 ppb, p-xylene 11.0 ppb, o-xylene 6.2 ppb and m-xylene 12.5 ppb.

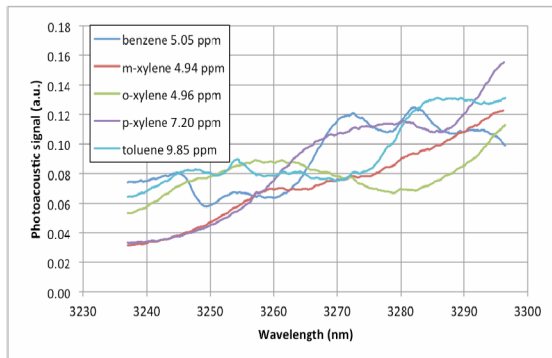


Figure 7. Measured spectra of benzene, toluene, o-, p- and m-xylene.

In the third demonstration, a second OPO with tuning range from 3405 to 3463 nm, was setup to measure ethanol, methanol and methane with the PA201 photoacoustic detector. The pulsed OPO used in this experiment (repetition rate 10 kHz, pulse width 4 ns, linewidth 1.1 nm and output power 112 mW) was electrically amplitude modulated with 50:50 pulse ratio i.e. consecutively turning the 10 kHz pulse train on and off at a frequency of 70 Hz. The sample gas components were nitrogen diluted from verified gas cylinders, and the measurement pressure at the photoacoustic cell was 1060 mbar. The respective univariate detection limits obtained were (at 2x rms, with 1s CIT): for EtOH 7.7 ppb, for MeOH 11.4 ppb and for CH<sub>4</sub> 35 ppb. In this configuration, the total response time of the system was about 30 seconds, including the automatic gas exchange and the signal processing for a reduced tuning range.

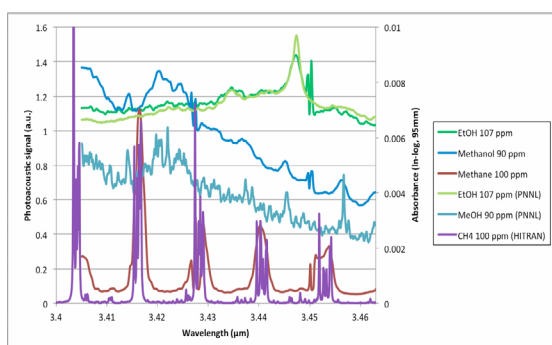


Figure 6. 10 ppm of CH<sub>4</sub> measured with OPO/CE-OPO/CE-PAS, with 3.3 ppb DL at 1 s integration time.

With these demonstrations we conclude that the compact design and high mid-IR output power from the Cobolt Odin™, combined with Gaser's novel cantilever enhanced photoacoustic measurement technology, allow the OPO/CE-PAS technology to offer extreme sensitivity and selectivity in reliable industrial gas analysis and monitoring. The demonstrated multi-gas detection with ppb-level performance, is reachable with a wide variety of gas components in various applications. And still, the full measurement system fits into a 19-inch, 3-unit rack mount, with possibilities for further down-scaling of the system, ultimately into handheld size.

#### References

- (1) Li, J., Chen, W., & Yu, B. (2011). Recent Progress on Infrared Photoacoustic Spectroscopy Techniques. *Applied Spectroscopy Reviews*, 46(6), 440–471.
- (2) Koskinen, V., Fonsen, J., Roth, K., & Kauppinen, J. (2008). Progress in cantilever enhanced photoacoustic spectroscopy. *Vibrational Spectroscopy*, 48(1), 1–6. doi:10.1016/j.vibspec.2008.01.013
- (3) Lindley, R., Parkes, A., Keen, K., McNaghten, E., Orr-Ewing, A.: A sensitivity comparison of three photoacoustic cells containing a single microphone, a differential dual microphone or a cantilever pressure sensor. *Appl. Phys. B* 86, 707–713 (2007)
- (4) Peltola, J., Vainio, M., Hieta, T., Uotila, J., Sinisalo, S., Metsälä, M., et al. (2013). High sensitivity trace gas detection by cantilever-enhanced photoacoustic spectroscopy using a mid-infrared continuous-wave optical parametric oscillator. *Optics Express*, 21(8), 10240. doi:10.1364/OE.21.010240
- (5) Application note available from web: [http://www.gasera.fi/uploads/application-notes/AppNote\\_CH4\\_OPO-PA201\\_29012013.pdf](http://www.gasera.fi/uploads/application-notes/AppNote_CH4_OPO-PA201_29012013.pdf)
- (6) Hirschmann, C. B., Sinisalo, S., Uotila, J., Ojala, S., & Keiski, R. L. (2013). Trace gas detection of benzene, toluene, p-, m- and o-xylene with a compact measurement system using cantilever enhanced photoacoustic spectroscopy and optical parametric oscillator. *Vibrational Spectroscopy*, 68, 170–176. doi:10.1016/j.vibspec.2013.07.004

#### Authors

Sauli Sinisalo is Client Partner at Gasera Ltd, Tykistökatu 4, 20520, Turku, Finland, Ph. +358 40 522 26, [www.gasera.fi](http://www.gasera.fi), [sauli.sinisalo@gasera.fi](mailto:sauli.sinisalo@gasera.fi)

Håkan Karlsson is CEO at Cobolt AB, Vretenvägen 13, 17154 Solna, Sweden, Ph. +46 8 54591230, [www.cobolt.se](http://www.cobolt.se), [hakan.karlsson@cobolt.se](mailto:hakan.karlsson@cobolt.se)