

# Cobolt o8-01 Series

Compact | Narrow linewidth lasers



## Applications

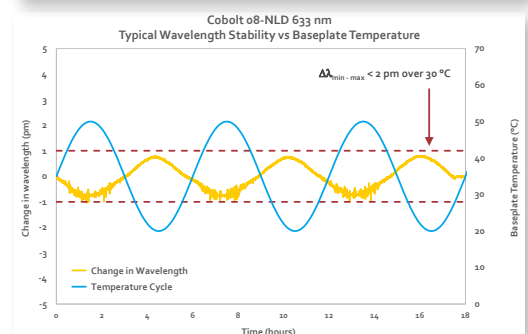
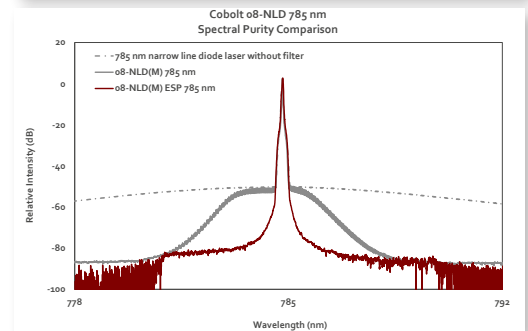
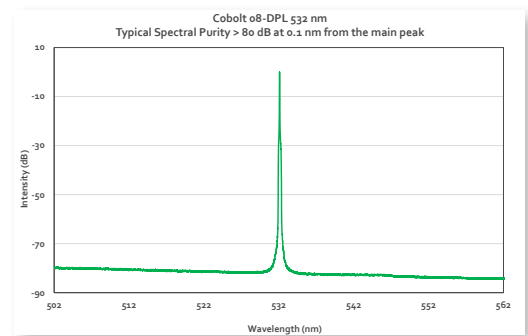
Raman Spectroscopy  
Interferometry  
Quantum Research

- Single frequency diode pumped lasers (DPL) and narrow linewidth diode (NLD) lasers with up to 500 mW continuous-wave output power
- Engineered for stable spectral performance and low wavelength drift
- Integrated spectral filter for ensured side mode suppression ratio (SMSR)
- Integrated isolator, immune to optical feedback
- Ultra-robust package and proven field reliability
- Permanently aligned, true fiber pigtailed option
- 405 nm, 457 nm, 473 nm, 488 nm, 515 nm, 532 nm, 561 nm, 633 nm, 638 nm, 660 nm, 785 nm, 830 nm, 1064 nm

The Cobolt o8-01 Series is a family of narrow linewidth continuous-wave lasers, including diode pumped lasers (DPL) as well as frequency stabilized diode lasers (NLD) operating at fixed wavelengths between 405 nm and 1064 nm with output power up to 500 mW. The lasers are designed and manufactured to ensure the highest level of reliability.

Cobolt lasers are built using proprietary HTCure™ manufacturing technology for ultra-robustness into a compact package. The lasers emit a high quality laser beam with very stable characteristics and reliable spectral performance, making them ideal for advanced analytical applications where stable and narrow spectral linewidth is crucial, such as Raman Spectroscopy and Interferometry.

The Cobolt o8-01 Series are certified for use as stand-alone laboratory devices, but with a compact design and fully integrated drive and control electronics they are also very well suited for integration as OEM components in analytical instrumentation.



# Cobolt o8-o1 Series

## Performance Specifications

	405 nm	457 nm	473 nm	488 nm	515 nm	532 nm	561 nm
	o8-NLD	o8-DPL		o8-NLD	o8-DPL		
Center Wavelength (nm)	405.0 ± 0.5	457.0 ± 0.3	473.0 ± 0.3	488.0 ± 0.5	514.4 ± 0.3	532.1 ± 0.3	561.2 ± 0.3
Power (mW) without isolator [with isolator] (mW)	40 [30]	30 [25]	50 [40]	40 [n/a]	50 [50]	25 [25] 50 [50] 100 [100] 200 [160] 400 [320]	25 [n/a] 50 [n/a] 100 [n/a] 200 [n/a]
Integrated optical Isolator available	Yes			No	Yes		No
Spectral bandwidth (FWHM)	< 1 pm	< 1 MHz		< 1 pm	< 1 MHz		
Spectral Purity (SMSR) @ ± > 0.5 nm from the main peak	> 40 dB	> 60 dB		> 40 dB	> 60 dB		
@ ± > 5 nm from the main peak	> 80 dB						
Wavelength Stability (8hrs, ± 3°C)	< 1 pm						
Beam divergence (full angle)	< 1.2 mrad			< 1.3 mrad	< 1.2 mrad		
Spatial mode TEM <sub>00</sub>	M <sup>2</sup> < 1.3	M <sup>2</sup> < 1.1		M <sup>2</sup> < 1.3	M <sup>2</sup> < 1.1		
Beam symmetry at aperture	> 0.90:1	> 0.95:1		> 0.90:1	> 0.95:1		
Beam diameter at aperture	700 ± 100 μm	700 ± 70 μm		700 ± 100 μm	700 ± 70 μm		
Noise, 250 Hz - 2 MHz (RMS)	< 0.2 %	< 0.25 %, (typical < 0.15 %)		< 0.2 %	< 0.25 %, (typical < 0.15 %)		
Long-term power stability (8 hrs ± 3°C)	< 2 %						
Polarization Extinction Ratio (PER)	> 100:1, Vertical						
Total system power consumption	< 12 W	< 20 W		< 12 W	< 20 W		
Power Supply Requirements	5 V / 3 A	5 V / 5 A		5 V / 3 A	5 V / 5 A		
Warranty	24 months			12 months	24 months		

	633 nm	638 nm	660 nm	785 nm			830 nm	1064 nm
	o8-NLD		o8-DPL	o8-NLD	o8-NLD(M)	o8-NLD(M) ESP	o8-NLD	o8-DPL
Center Wavelength (nm)	632.8 ± 0.5	638.0 ± 0.5	659.6 ± 0.3	784.8 ± 0.5			830.0 ± 0.5	1064.2 ± 0.6
Power (mW) without isolator [with isolator] (mW)	n/a [30]	n/a [80]	50 [50] 150* [n/a]	n/a [120]	n/a [500]	n/a [400]	100 [n/a]	400* [n/a]
Integrated optical Isolator available	Yes		Yes	Yes			No	No
Spectral bandwidth (FWHM)	< 1 pm		< 1 MHz	< 1 pm	< 70 pm		< 1 pm	< 1 MHz
Spectral purity (SMSR) @ ± > 0.5 nm from the main peak	> 40 dB		> 60 dB	> 40 dB		> 60 dB	> 40 dB	> 60 dB
@ ± > 5 nm from the main peak	> 80 dB							
Wavelength stability (8hrs, ± 3°C)	< 1 pm			n/a			< 1 pm	
Beam divergence (full angle)	< 1.6 mrad	< 1.5 mrad	< 2.0 mrad	Horizontal : < 15 mrad Vertical : < 3 mrad			< 2.3 mrad	< 1.8 mrad
Spatial mode TEM <sub>00</sub>	M <sup>2</sup> < 1.3	M <sup>2</sup> < 1.1	M <sup>2</sup> < 1.3	Multimode			M <sup>2</sup> < 1.3	
Beam symmetry at aperture	> 0.90:1	> 0.95:1	> 0.90:1	n/a			> 0.90:1	> 0.95:1
Beam diameter at aperture	700 ± 100 μm	700 ± 70 μm	700 ± 100 μm	H: 1.4 ± 0.2 mm V: 1.7 ± 0.2 mm	H: 1.6 ± 0.3 mm V: 1.2 ± 0.2 mm		700 ± 100 μm	1000 ± 100 μm
Noise, 250 Hz - 2 MHz (RMS)	< 0.2 %	< 0.25 %	< 0.2 %	< 0.25 %			< 0.3 %	< 0.25 %
Long-term power stability (8 hrs ± 3°C)	< 2 %			< 1 %			< 2 %	
Polarization Extinction Ratio (PER)	> 100:1, Vertical							
Total system power consumption	< 12 W	< 20 W	< 12 W	< 15 W			< 20 W	
Power Supply Requirements	5 V / 3 A	5 V / 5 A	5 V / 3 A	5 V / 3 A			5 V / 5 A	
Warranty	12 months	24 months	12 months	24 months			12 months	24 months

\* Wavelength and power level only available as model o8-51.

## Model Number

Version: \_\_\_\_\_

Configuration: \_\_\_\_\_

100 = USB, CE / CDRH Compliant  
 200 = USB, OEM  
 300 = RS-232, CE / CDRH Compliant  
 400 = RS-232, OEM  
 xxx = OEM customization

WWW-08-XX-Y-PPP-CCC

Wavelength →

Power →


M Multimode (beam)

01 Free beam, no optical isolator  
 03 Fiber pigtailed, no optical isolator  
 53 Fiber pigtailed (ring laser), no optical isolator  
 11 Free beam, integrated optical isolator  
 51 Free beam (ring laser), no optical isolator\*  
 21 Enhanced Spectral Purity (ESP), free beam with isolator  
 X6 Fiber coupled option - MM  
 X7 Fiber coupled option - SM/PM

# Cobolt o8-01 Series

## True fiber pigtailed option for o8-01 Series lasers

The fiber pigtailed option for the Cobolt o8-01 Series is delivered with the fiber permanently aligned and fixed inside the hermetically sealed package using Cobolt's proprietary HTCure™ Technology, providing stable output over a large temperature range and insensitive to transport conditions.



Fiber pigtailed o8-NLD

## Cobolt o8-03 : Fiber pigtailed option - Specifications

	o8- DPL 532 nm	o8-DPL 561 nm	o8-DPL 660 nm	o8-NLD 785 nm STM	o8-NLD(M) 785 nm	o8-DPL 1064 nm
Available Power (mW) - Out of fiber	Up to 200 mW**	Up to 100 mW	Up to 75 mW	60 mW	400 mW	Up to 200 mW
Power stability (8 hrs ± 3°C)	< 3 %					
Mode field diameter (MFD)*	4.0 ± 0.5 μm			4.5 ± 0.5 μm		n/a
Fiber core diameter	n/a				105 μm	n/a
Fiber Output	FC/APC, Narrow key				FC/PC, Narrow key	
Fiber Type	SM/PM				MM	SM/PM
Fiber end cap	No**					
Polarization	PER > 100:1, ± 3°				n/a	PER > 100:1, ± 3°
Standard Fiber Length	1 m					
Jacketing	Ø 3mm, Stainless Steel					
Warranty	Laser warranty and 12 months on workmanship					

\* MFD is measured at the nominal wavelength for the fiber, 480 nm and 630 nm respectively  
 \*\* o8-DPL 532 nm 200 mW with end-cap in standard configuration

## Fiber coupled options for o8-01 Series lasers

The fiber coupled option for the Cobolt o8-01 Series is delivered with an external fiber coupler and fiber, available with either single-mode or multi-mode fibers. The external coupler is fastened directly onto the laser head. The coupling efficiency and stability are tested during manufacturing.



Fiber coupled option - o8-DPL

## Cobolt o8-X7 : Single-mode (SM) fiber - Specifications

	405 - 660 nm*	785 nm and 830 nm	1064 nm
Coupling Efficiency	> 50 %		
Mode field diameter (MFD)	3.5 @ 405 nm - 7.5 @ 660 nm	6.4	10.6
Fiber Output	FC / APC , Narrow key		
Fiber Type	SM / PM		
Fiber end cap	Yes	No	
Standard Fiber length	2 m		
Jacketing	PVC		
Warranty	Laser warranty and 12 months on workmanship		

\* Not including 488 nm

## Cobolt o8-X6 : Multi-mode (MM) fiber - Specifications

	532	785
Coupling Efficiency	> 60 %	> 70 %
Fiber core diameter	105 μm	
Fiber Output	FC / PC, Narrow key	
Fiber Type	MM	
Fiber length	2 m	
Jacketing	PVC	
Warranty	Laser warranty and 12 months on workmanship	

## Communication Interface

Communication	USB or RS-232
Standard Baudrate	115200



This device is sensitive to Electrostatic Discharge (ESD). Always handle diode lasers with care to prevent electrostatic discharge.



WARNING VISIBLE and INVISIBLE LASER RADIATION  
 Avoid eye or skin exposure to direct or scattered radiation



Class 3B Laser Product	
Classified per IEC 60825-1:2014	
Wvl (nm)	Max.Pwr (mW)
405	360
457	400
473	400
488	200
515	400
532	499
561	400
633	200
638	200
660	400
785 STM	300
785 ESP	499
830	400
1064	499

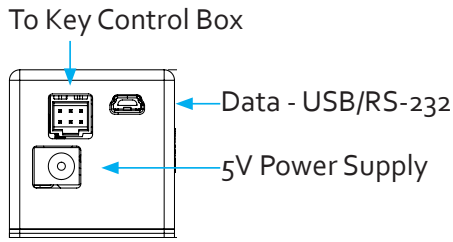


Class 4 Laser Product	
Classified per IEC 60825-1:2014	
Wvl (nm)	Max.Pwr (mW)
785	2000

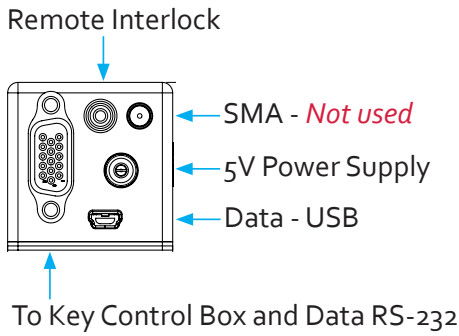
# Cobolt o8-o1 Series

## Electrical Interface

### o8-DPL and o8-NLD(M) Laser head



### o8-NLD Laser head



### Molex 6 pin - To Key control box

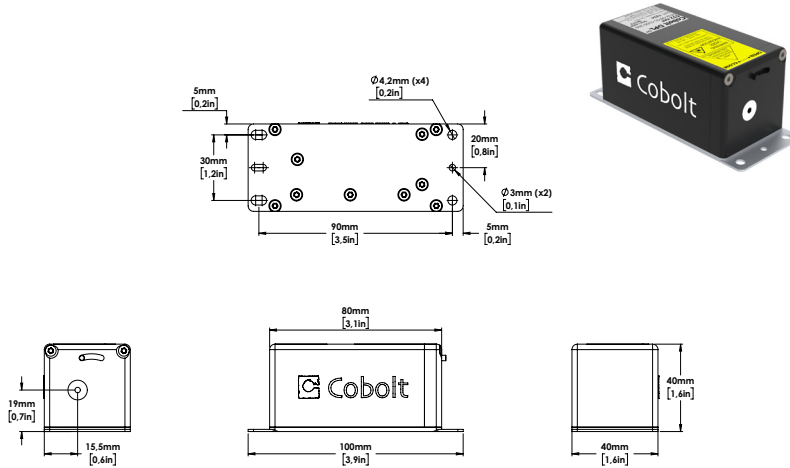
Pin	Function
1	Remote interlock
2	0V – Ground
3	Direct On/Off (+5V Input)
4	Key Switch
5	LED 1 (Laser On)
6	LED 2 (Error)

### VGA 15 pin - To Key control box

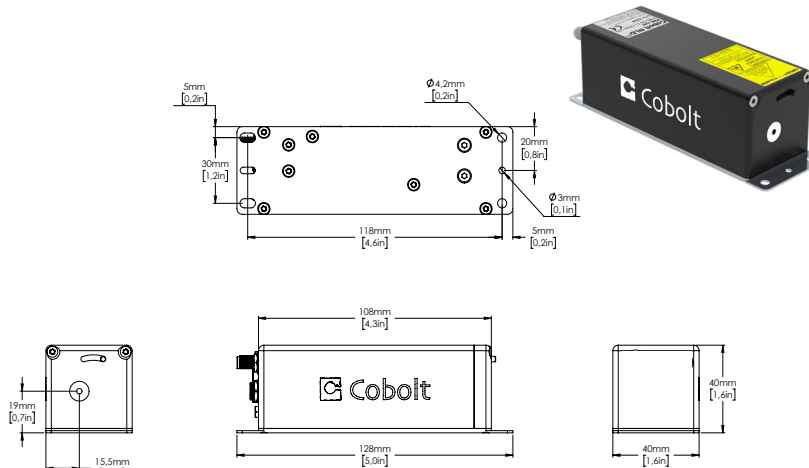
Pin	Function
1	LED1 (Laser on)
2	LED2 (Error)
3	Not used
4	0V (ref)
5	Key Switch
6	Remote interlock
7	RS-232 TX
8	RS-232 RX
9	Spare
10	0V GND (ref pin 15)
11	Direct On/off
12	Not used
13	Not used
14	Not used
15	+5V to keybox

## Mechanical Specifications

### Laser Head without Isolator



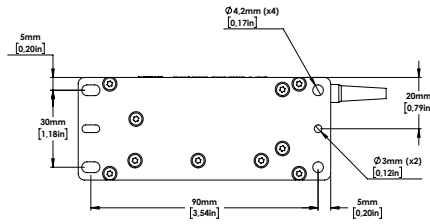

### Laser Head with Isolator



# Cobolt o8-o1 Series

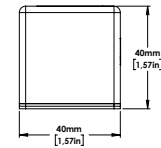
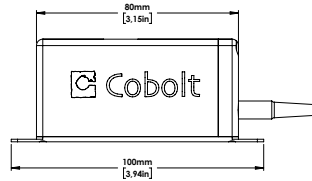
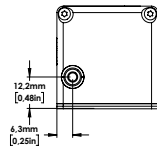
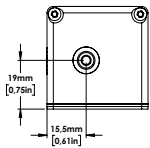
## Mechanical Specifications (continued)

### Fiber pigtailed Laser head

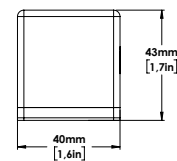
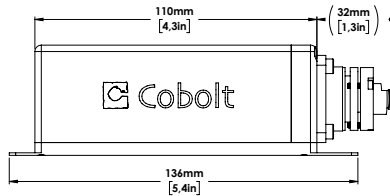
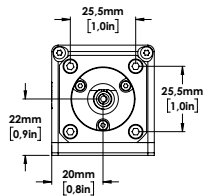
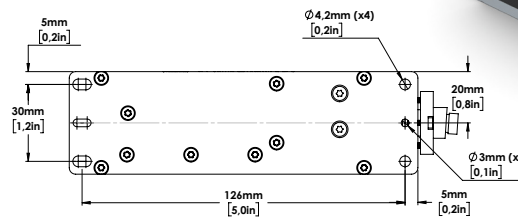


o8-NLD

o8-DPL and o8-NLD(M)



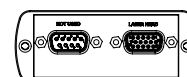
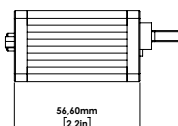
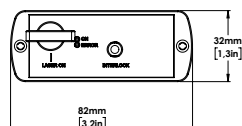
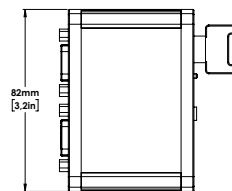
### Laser Head with integrated fiber coupler\*



\*Exact dimensions of the fiber coupler may vary. See owner's manual for more details.

### Key box

Art. Nr. 12482



# Cobolt o8-o1 Series

## Options and Accessories


- C-FLEX Laser combiner
- Laser head heatsink HS-03
- TEC Plate for active temperature control
- Mounting plate for fiber coupling (FIC-06)



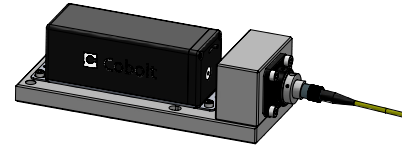
C-FLEX Laser combiner



Heatsink HS-03



TEC-Plate for active temperature control



Mounting plate for fiber coupling FIC-06

## Our Locations

**Cobolt AB** a part of HÜBNER Photonics  
(Sales in Norway, Sweden, Finland and Denmark)  
Solna, Sweden  
Phone: +46 8 545 912 30  
Fax: +46 8 545 912 31  
E-mail: [info.se@hubner-photonics.com](mailto:info.se@hubner-photonics.com)

**HÜBNER GmbH & Co. KG**  
(Sales in Germany, Switzerland and Austria)  
Kassel, Germany  
Phone: +49 561 994 060 - 0  
Fax: +49 561 994 060 - 13  
E-mail: [info.de@hubner-photonics.com](mailto:info.de@hubner-photonics.com)

**HUBNER Photonics Inc.**  
(Sales in USA, Canada and Mexico)  
San Jose, California, USA  
Phone: +1 (408) 708 4351  
Fax: +1 (408) 490 2774  
E-mail: [info.usa@hubner-photonics.com](mailto:info.usa@hubner-photonics.com)

**HA Photonics Pty Ltd (Agent)**  
(Sales in UK & Ireland - goods shipped from Europe)  
Great Britain  
Phone: +44 73 59 44 08 71  
E-mail: [info.uk@hubner-photonics.com](mailto:info.uk@hubner-photonics.com)

Find local sales representatives at [hubner-photonics.com](http://hubner-photonics.com)

